

SUGGESTIONS

- Use sanding tools equipped with a vacuum to pick up debris and dust.
- Minimize the exposure of pollutants from repair operations to stormwater runoff. Conduct body repair and painting work indoors or under cover, whenever possible.
- When cleaning auto body parts before painting, minimize use of hose-off degreasers. Brush off loose debris and use rags to wipe down parts. Collect and properly dispose of any wastes.
- Use dry cleanup methods, such as vacuuming or sweeping, to clean up dust from the sanding of metal or fillers. Debris from wet sanding can be allowed to dry overnight on the shop floor, then swept and vacuumed. Liquid and dry waste from sanding may never be discharged to the storm drain system, and are often unacceptable for discharge to the sanitary sewer.
- Minimize waste paint and thinner by carefully calculating paint needs based on surface area and using the proper sprayer cup size. Use low volume paint mixing equipment and painting tools.
- Water used to control overspray or dust in the paint booth must be collected, managed, and disposed of properly. It may never be discharged to the storm drain system. Any wastewater discharges to the sanitary sewer must meet the requirements of the local sewerage agency. This may require treatment of the wastewater before discharge, so check with the sewerage agency before you discharge.
- Clean spray guns in a self-contained cleaner. Recycle the cleaning solution when it becomes too dirty to use. Never discharge cleaning waste to the sewer or storm drain system. It should be managed as a hazardous waste.

EDUCATION AND TRAINING

Your success in following these guidelines depends on an effective training program.

Train all employees upon hiring and annually thereafter on stormwater compliance, personal safety, chemical management, and proper methods for handling and disposing of hazardous waste. Ensure that all employees understand and utilize the appropriate disposal methods for all types of wastes and wastewater. Post signs and mark storm drains, floor drains, and plumbing fixtures to remind employees of the importance of using proper disposal methods.

THE SANITARY SEWER

It may be advisable to discharge wash water generated at your shop into the sanitary sewer, since it is prohibited to discharge it into the storm drainage system. However, restrictions also apply to sanitary sewer discharges. Hazardous wastes may **never** be discharged to the sanitary sewer. Businesses that discharge to the sanitary sewer must comply with the Sewer Use Ordinance of the Sacramento Regional County Sanitation District (SRCSD) or other sanitary sewer service providers, and must report the nature of their discharges to the appropriate sanitary sewer authority. Some discharges may require installation and maintenance of pretreatment devices. Call SRCSD for further information at (916) 875-6470.

FINES

Sacramento County's stormwater ordinance provides for fines of up to \$5000 per day for stormwater violations. City ordinances provide for similar fine levels.

NO DUMPING!

PERMITS AND DISCHARGES TO THE SANITARY SEWER SYSTEM

Sacramento Regional County Sanitation District (SRCSD), Industrial Waste Section	(916) 875-6470
City of Galt	(209) 366-7260

BUILDING PERMITS

Sacramento County	(916) 874-6433
City of Sacramento	(916) 808-7619
City of Elk Grove	(916) 478-2235
City of Folsom	(916) 351-3555
City of Galt	(209) 366-7200

STORMWATER DEPARTMENTS

Sacramento County	(916) 874-6851
City of Sacramento	(916) 433-6369
City of Citrus Heights	(916) 727-4769
City of Elk Grove	(916) 478-3636
City of Folsom	(916) 355-7272
City of Galt	(209) 366-7260

HAZARDOUS MATERIALS/WASTES


Sacramento County, Hazardous Materials Division	(916) 875-8550
---	----------------

Visit our Web sites

County of Sacramento — www.sactostormwater.org
 City of Sacramento — www.sacstormwater.org

OTHER QUESTIONS

Business Environmental Resource Center (BERC) (916) 364-4110
 BERC helps businesses understand and comply with environmental regulations. This business service is free and confidential.



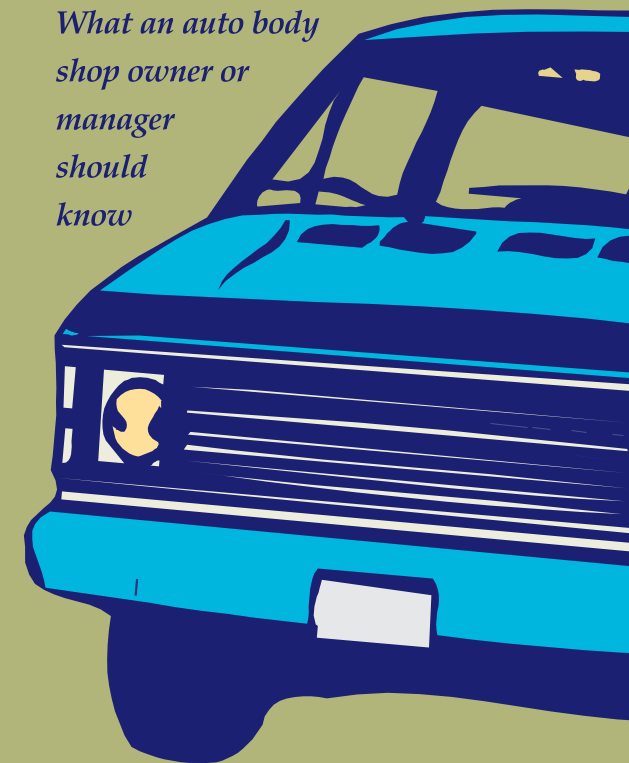
STORMWATER POLLUTION SOLUTIONS

SACRAMENTO
 STORMWATER
 MANAGEMENT PROGRAM

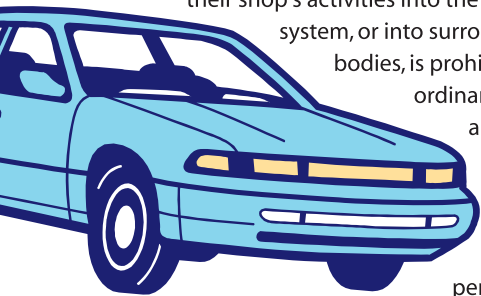
STORMWATER COMPLIANCE FOR

**AUTO BODY
 REPAIR &
 PAINTING**

What an auto body shop owner or manager should know



**SACRAMENTO STORMWATER
 MANAGEMENT PROGRAM**



Auto body repair shop owners, managers and employees should be aware that the discharge of pollutants from their shop's activities into the storm drainage system, or into surrounding water bodies, is prohibited by local ordinance and state and federal law.

Such discharges can result in severe penalties. Typical pollutants generated by body shops include sanding waste, filler residue, paints, wastewater from car washing, thinners, motor oil and other automotive fluids.

It is important to note that the **sanitary sewer** is not the same drainage system as the **storm drainage system**. The sanitary sewer collects wastewater and treats it before the water is released into the environment. The storm drainage system—the drains in streets and parking lots, as well as gutters and roadside ditches — drains directly into the local waterways without treatment.

As of June 2004, the county of Sacramento, and the cities within the county, will be conducting regular stormwater pollution compliance inspections at auto body shops and other businesses. These inspections are required by the state of California. The suggestions in this brochure can help a business prepare for inspection.

KEEPING A CLEAN SHOP

KEEPING A CLEAN SHOP

Good housekeeping practices minimize liability, reduce costs, and make it easier to detect spills and potential problems.

- Residue from the sanding of fillers is a common auto body shop pollutant — it should be collected and disposed of properly.
- Never hose down or pressure wash work areas unless the resulting wash water is contained, treated and disposed of properly. It is never appropriate to allow this wash water to be discharged into the storm drainage system.

- Sweep or vacuum the shop floor frequently. Use mopping as an alternative to hosing down work areas. Mop water may never be discharged to the parking lot, street, gutter, or storm drain.
- Remove unnecessary hoses to discourage washing down floors and outside paved areas.
- Regularly sweep parking lots and areas around your facility instead of washing them down with water.
- Collect all metal filings, dust, and paint chips from grinding, shaving, and sanding, and dispose of the waste properly. Never discharge these wastes to the storm drain or sanitary sewer.
- Use drip pans under leaking vehicles to capture fluids.
- Keep fully stocked spill kits available at all times and make sure that employees know when and how to use them.

HAZARDOUS MATERIALS AND WASTES

All **hazardous materials** and **hazardous wastes** must be stored, used, and disposed of according to federal, state, and local laws, including, but not limited to, fire codes, hazardous materials and waste laws, and zoning restrictions. Call the county's Hazardous Materials Division or BERC for more details.

MATERIAL STORAGE

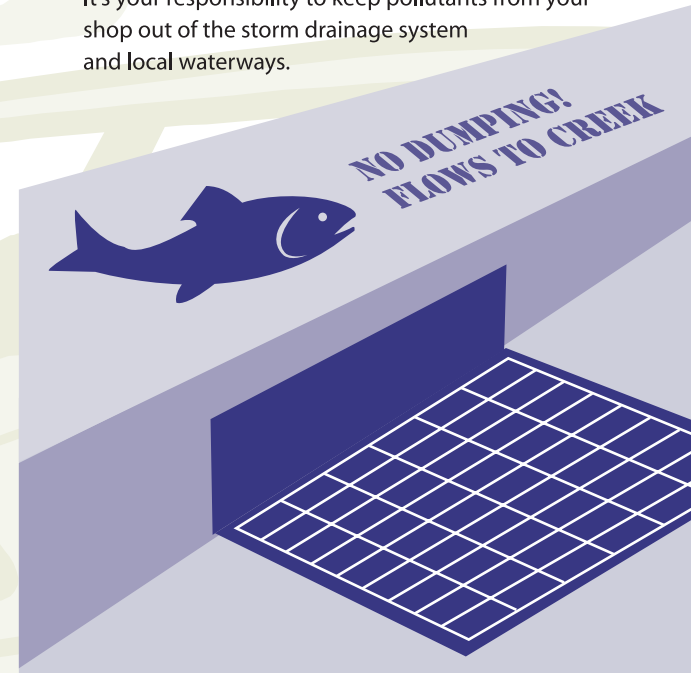
Appropriate storage protects your shop from hazardous spills.

- Store hazardous materials and wastes where they are protected from rain and in such a way that prevents spills or leaks from reaching the storm drain system or sanitary sewer.
- When transferring liquid materials or wastes, use appropriate equipment, such as funnels, to minimize spills. Clean up any spills promptly to prevent them from reaching the storm drain system.

- Keep dumpster lids closed and keep lids on waste containers. Store them indoors or under cover, whenever possible, to eliminate exposure to rain.
- Never dump liquid wastes in a dumpster — it will leak out.
- All hazardous wastes must be labeled according to hazardous waste regulations. Consult the county of Sacramento Hazardous Materials Division or the Business Environmental Resource Center for details.
- Never mix hazardous wastes. Waste oil, fuel, antifreeze, solvents, sanding wastes, painting wastes and all other hazardous wastes should be stored separately. Consult your hazardous waste hauler for details. Keep wastes separate to increase your waste recycling/disposal options and to reduce your disposal costs.
- Use secondary containment for all bulk fluids to prevent accidental discharges to the storm drain system or sewer.
- Keep storage areas clean and dry. Conduct regular inspections so that leaks and spills are detected as soon as possible.
- Carefully transfer fluids from drip pans or collection devices to designated waste storage areas, as soon as possible.
- When receiving vehicles to be parted or scavenged, park them on a paved surface, inspect them for leaks immediately, lay down drip pans and promptly drain, collect, and recycle or properly dispose of oil, gasoline and other fluids.

- Drain all fluids from components, such as used engine blocks, which you may store for future use. Keep these components under cover and on a drip pan or sealed floor.
- Store batteries securely to avoid breakage and spills. Shelving should be secured to the wall. Store used batteries indoors and in plastic trays to contain potential leaks. Recycle old batteries.
- Minimize the distance between waste collection points and storage areas.

It's your responsibility to keep pollutants from your shop out of the storm drainage system and local waterways.



THE BASICS

Stormwater regulations include two basic requirements:

- Nothing but clean water may be discharged to a storm drain. It is illegal as well as harmful to the environment to discharge wastes, wash water, or materials of any kind to the storm drain. This includes solid and liquid wastes from car washing, degreasing, sanding, painting, leaking vehicles, and parts cleaning.
- Minimize the contact of rainfall and runoff with pollutant sources. Do this by maintaining a clean facility, keeping materials covered, and managing wastes responsibly.